

Gate, Globe & Check Valves

Corrosion-resistant



ASME Class 150 to 600 | 2" - 24" (50 mm - 600 mm)
API 603, ASME B16.34

L&T Valves

Trusted by the industry for over five decades, L&T Valves offers innovative products and solutions that enhance safety, reliability and performance in flow-control systems across the globe. The company is a wholly-owned subsidiary of Larsen & Toubro, a leading engineering, construction, manufacturing and services conglomerate.

The Quality Management System of L&T Valves is certified to comply with ISO 9001 and API Spec Q1. The company is licensed to offer products monogrammed API 600, API 6D and API 609 as well as valves with CE Marking and ATEX certification. Ball, Butterfly Gate and Globe Valves with SIL3 certification are also offered.

At L&T Valves facilities, cutting-edge technology and unmatched skill come together to create state-of-the-art flow-control solutions. International safety, health and environment standards govern every phase of the manufacturing process.





Gate, Globe and Check Valves

L&T Valves is a global leader in Gate, Globe & Check Valves. The range comprises large-size valves in sizes up to 72", high pressure valves in ASME classes up to 4500, high integrity low emission valves (API 624/ISO 15848), cryogenic valves (-196°C) and valves in exotic metallurgies.

Corrosion-resistant Range

Leveraging expertise in design and manufacture of Gate, Globe and Check Valves, L&T Valves offers a range of Corrosion-resistant Valves in sizes up to 24" (600 mm) and in ASME classes from 150 to 600.

The valves are offered in various grades of Austenitic stainless steels to meet customer requirements in chemical, petrochemical and fertilizer industries.

Gate Valves

ASME Class	2	3	4	6	8	10	12	14	16	18	20	22	24
50													
80													
100													
150	•	•	•	•	•	•	•	•	•	•	•	•	•
300	•	•	•	•	•	•	•	•	•	•	•	•	•
600	•	•	•	•	•	•	•						

Globe Valves

ASME Class	2	3	4	6	8	10	12	14	16	18	20	22	24
50													
80													
100													
150	•	•	•	•	•	•	•						
300	•	•	•	•	•	•	•						
600	•	•	•	•	•	•	•						

Check Valves

ASME Class	2	3	4	6	8	10	12	14	16	18	20	22	24
50													
80													
100													
150	•	•	•	•	•	•	•						
300	•	•	•	•	•	•	•						
600	•	•	•	•	•	•	•						

Valves in other sizes and ASME classes available on demand

Compliance Standards

L&T Gate, Globe & Check Valves are designed to meet major international standards and customer specifications.

Parameter		Standard
Design	Gate Valves	API 603, ASME B16.34
	Globe Valves	ASME B16.34
	Check Valves	ASME B16.34
Ends	Face-to-face/ End-to-end Dimensions	ASME B16.10
	End Flange Dimensions	ASME B16.5
	Butt-weld End Dimensions	ASME B16.25
	Forged Fittings, Socket welding & Threading Dimensions	ASME B16.11
Testing		API 598
Fugitive Emission		API 624, ISO 15848



Materials of Construction

Material Group	Material Grades
Group 2	A351 Grade CF3/ CF3M
	A351 Grade CF8/ CF8M
	A351 Grade CF8C
	A351 Grade CK3MCuN
	A995 Grade CD3MN
Group 3	A351 Grade CN7M
	A494 Grade CW12MW
	A351 Grade CN3MN

Other material grades specified in ASME B16.34 can be provided based on customer demand

Trim Materials

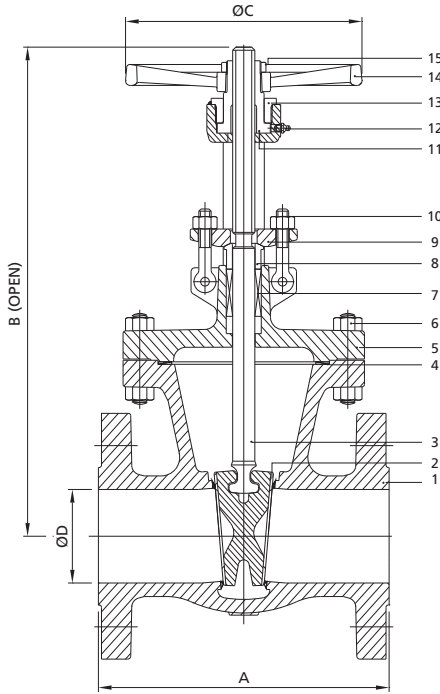
API 600 Trim	Materials			
	Stem	Seat Surface	Disc Surface	Back Seat
10	SS 316	SS 316	SS 316	SS 316
12	SS 316	HF	SS 316	SS 316
16	SS 316	HF	HF	SS 316

Gate Valves - ASME Class 150 to 600 (API 603, ASME B16.34)

Gate Valves are of outside screw-and-yoke design. The valves are available with flanged and butt-weld ends.

Features:

- Integral body seat. In-situ hardfacing provided for Trim 12 and 16 valves
- Flex Wedge - Compensates for seat distortion and eliminates disc-jamming
- Single-piece forged stem with T-head for superior strength
- Body-bonnet Joint - Class 150 Globe Valves offered with square-shaped body-bonnet joints in size 2" and with oval-shaped joints in 3" size. Valves in all other sizes and pressure classes offered with circular body-bonnet joints.
- Complies to API 624 and ISO 15848 fugitive emission requirements



No.	Components	Materials
1	Body	A351 Gr CF8M
2	Wedge/ Gate/ Disc	A351 Gr CF8M/ A182 Gr F316
3	Stem	A182 Gr F316
4	Bonnet Gasket	Graphite/ PTFE
5	Bonnet	A351 Gr CF8M
6	Bolting: Body to Bonnet	Stud: A193 Gr B8M Cl 1/ A193 Gr B8M Cl 2 Nut: A194 Gr 8M
7	Packing	Graphite/ PTFE
8	Gland	A276 Type 316
9	Gland Flange	A182 Gr F316/ A351 Gr CF8M
10	Gland Stud & Nut	Stud: A193 Gr B8M Cl 1/ A193 Gr B8M Cl 2 Nut: A194 Gr 8M
11	Stem Nut	A439 Type D2/ B148 UNS C95400
12	Grease Fitting	A276 TP 316/ A276 TP 304
13	Retainer Nut	A276 TP 316
14	Handwheel	A536 Gr 60-40-18/ IS: 1865 Gr SG 400-15
15	Handwheel Nut	A276 TP 316
16	Identification Plate	A240 TP 304

Dimensions & Weights

Size		Class 150					Class 300					Class 600				
NPS	DN	A	B	C	D	Wt.	A	B	C	D	Wt.	A	B	C	D	Wt.
2	50	7.0	14.2	8.0	2.0	6.4	8.5	14.6	8.0	2.0	9.5	11.5	15.6	8.0	2.0	15.0
3	80	8.0	18.9	8.0	3.0	11.8	11.1	19.9	9.0	3.0	19.1	14.0	21.3	10.0	3.0	24.5
4	100	9.0	22.8	9.0	4.0	18.2	12.0	23.6	10.0	4.0	28.2	17.0	25.0	12.0	4.0	43.2
6	150	10.5	31.1	10.0	6.0	29.5	15.9	33.5	14.0	6.0	56.8	22.0	34.3	18.0	6.0	90.9
8	200	11.5	39.0	14.0	8.0	47.3	16.5	40.7	16.0	8.0	84.1	26.0	40.9	18.0	7.9	154.5
10	250	13.0	47.2	16.0	10.0	68.2	18.0	49.8	18.0	10.0	129.5	31.0	57.7	24.8	9.8	254.5
12	300	14.0	55.1	18.0	12.0	102.3	19.8	57.5	20.0	12.0	181.8	33.0	66.7	24.8	11.8	354.5
14	350	15.0	60.2	20.0	13.3	159.1	30.0	69.7	19.7	13.3	281.8					
16	400	16.0	74.8	19.7	15.3	204.5	33.0	78.5	24.8	15.3	363.6					
18	450	17.0	84.6	19.7	17.3	256.8	36.0	91.3	28.0	17.0	500.0					
20	500	18.0	93.3	24.8	19.3	327.3	39.0	98.4	28.0	19.0	625.0					
24	600	20.0	104.3	24.8	23.3	527.3	45.0	114.2	31.5	23.0	954.5					

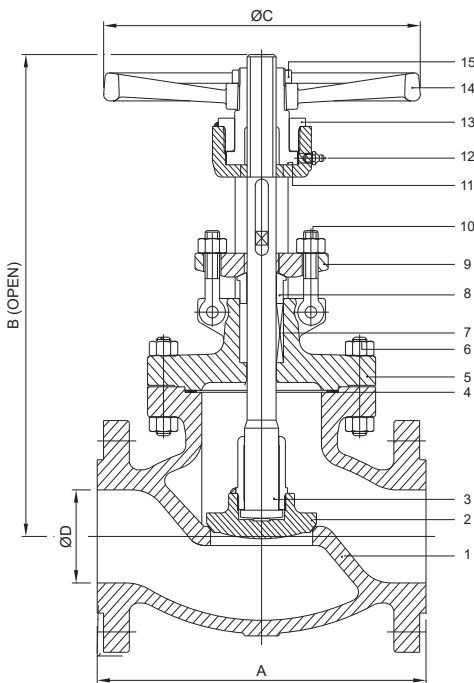
All dimensions in inches and approx. weights in pounds

Globe Valves - ASME Class 150 to 600 (ASME B16.34)

Globe Valves are of outside screw-and-yoke design. The valves are available with flanged and butt-weld ends.

Features:

- Integral body seat. In-situ hardfacing provided for Trim 12 and 16 valves
- Non-Rotating Rising-Stem for lower operating torque
- Globe Valve stem-disc connection, allows disc to swivel and align for better seal
- Guided disc to avoid vibration during throttling
- Body-bonnet Joint - Class 150 Globe Valves offered with square-shaped body-bonnet joints in size 2" and with oval-shaped joints in 3" size. Valves in all other sizes and pressure classes offered with circular body-bonnet joints.
- Complies to API 624 and ISO 15848 fugitive emission requirements



No.	Components	Materials
1	Body	A351 Gr CF8M
2	Disc	A351 Gr CF8M/ A182 Gr F316
3	Stem	A182 Gr F316
4	Bonnet Gasket	Graphite/ PTFE
5	Bonnet	A351 Gr CF8M
6	Bolting: Body to Bonnet	Stud: A193 Gr B8M Cl 1/ A193 Gr B8M Cl 2 Nut: A194 Gr 8M
7	Packing	Graphite/ PTFE
8	Gland	A276 Type 316
9	Gland Flange	A182 Gr F316/ A351 Gr CF8M
10	Gland Stud & Nut	Stud: A193 Gr B8M Cl 1/ A193 Gr B8M Cl 2 Nut: A194 Gr 8M
11	Stem Nut	A439 Type D2/ B148 UNS C95400
12	Grease Fitting	A276 TP 316/ A276 TP 304
13	Retainer Nut	A276 TP 316
14	Handwheel	A536 Gr 60-40-18/ IS:1865 Gr SG 400-15
15	Handwheel Nut	A276 TP 316
16	Identification Plate	A240 TP 304

Other stainless steel grades offered on customer demand.

Dimensions & Weights

Size		Class 150					Class 300					Class 600				
NPS	DN	A	B	C	D	Wt.	A	B	C	D	Wt.	A	B	C	D	Wt.
2	50	8.0	15.0	8.0	2.0	8.2	10.5	16.3	8.0	2.0	11.4	11.5	18.7	10.0	2.0	15.9
3	80	9.5	18.1	10.0	3.0	14.5	12.5	20.3	10.0	3.0	20.5	14.0	23.0	14.0	3.0	27.3
4	100	11.5	21.1	12.0	4.0	22.7	14.0	23.8	14.0	4.0	34.1	17.0	26.2	16.0	4.0	47.7
6	150	16.0	24.0	14.0	6.0	40.9	17.5	28.1	18.0	6.0	68.2	22.0	42.7	28.0	6.0	93.2
8	200	19.5	30.5	18.0	8.0	81.8	22.0	46.7	28.0	8.0	147.7	26.0	55.1	31.5	7.9	259.1
10	250	24.5	38.2	19.7	10.0	136.4	24.5	50.8	31.5	10.0	250.0	31.0	61.8	31.5	9.8	365.9
12	300	27.5	47.0	28.0	12.0	177.3	28.0	58.3	31.5	12.0	306.8	33.0	71.3	31.5	11.8	472.7

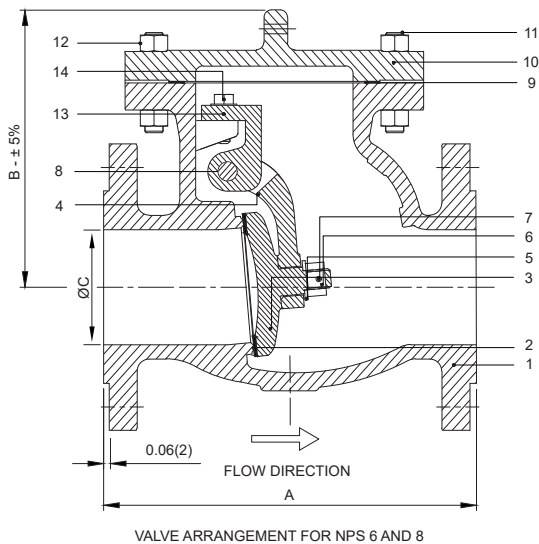
All dimensions in inches and approx. weights in pounds

Check Valves - ASME Class 150 to 600 (ASME B16.34)

Check Valves are of swing-check design. The valves are available with flanged and butt-weld ends.

Features:

- Integral body seat. In-situ hardfacing provided for Trim 12 and 16 valves
- Internal hinge design eliminates additional leakage path
- Body-bonnet Joint - Class 150 Check Valves offered with square-shaped body-bonnet joints in size 2" and with oval-shaped joints in 3" size. Valves in all other sizes and pressure classes offered with circular body-bonnet joints.



No.	Components	Materials
1	Body	A351 Gr CF8M
2	Disc	A351 Gr CF8M
3	Hinge	A276 Type 316
4	Disc Washer	A276 Type 316
5	Disc Nut	A276 Type 316
6	Disc Nut Pin	A276 Type 316
7	Hinge Pin	A276 Type 316
8	Cover Gasket	Graphite/ PTFE
9	Cover	A351 Gr CF8M
10	Bolting: Body to Cover	Stud: A193 Gr B8M Cl 1/ A193 Gr B8M Cl 2 Nut: A194 Gr 8M
11	Bracket	A351 Gr CF8M
12	Hex Head Screw	A276 Type 316
13	Identification Plate	A240 TP 304

Other stainless steel grades offered on customer demand.

Dimensions & Weights

Size		Class 150				Class 300				Class 600			
NPS	DN	A	B	C	Wt.	A	B	C	Wt.	A	B	C	Wt.
2	50	8.0	5.9	2.0	5.0	10.5	6.3	2.0	8.6	11.5	6.9	2.0	11.8
3	80	9.5	7.1	3.0	11.4	12.5	7.5	3.0	15.9	14.0	7.9	3.0	18.2
4	100	11.5	8.3	4.0	15.9	14.0	8.9	4.0	24.1	17.0	9.6	4.0	31.8
6	150	14.0	10.4	6.0	29.5	17.5	12.4	6.0	50.0	22.0	13.0	6.0	68.2
8	200	19.5	12.8	8.0	54.5	21.0	14.4	8.0	79.5	26.0	16.1	7.9	109.1
10	250	24.5	15.9	10.0	106.8	24.5	16.1	10.0	111.4	31.0	19.5	9.8	186.4
12	300	27.5	17.9	12.0	125.0	28.0	19.1	12.0	163.6	33.0	22.4	11.8	286.4

All dimensions in inches and approx. weights in pounds

Ordering Information

Size	Valve Type	Class	End Connection	Trim Number
50 (2")	3G Gate (603)	1 - 150	3 - Flanged RF	10
65 (2 ½")	3L Globe	3 - 300	5 - Flanged RTJ	12
80 (3")	3C Check	6 - 600	6 - Butt-weld	16
100 (4")				
150 (6")				
200 (8")				
250 (10")				
300 (12")				
350 (14")				
400 (16")				
450 (18")				
500 (20")				
600 (24")				



L&T Valves Limited

10370 Richmond Avenue, Suite # 1310, Houston, Texas 77042, USA

Email: ContactUs@Lntvalves.com www.Lntvalves.com CIN Number: U74999MH1961PLC012188

Registered Office: L&T House, N. M. Marg, Ballard Estate, Mumbai - 400 001, INDIA

Publication Number: VC021/0219

As we continuously endeavour to improve our products, the data given herein is subject to change.

Please refer www.Lntvalves.com for the latest publication.

